

LEISURE VEHICLE LIGHTING

BY CHALAAT



LEISURE VEHICLE LIGHTING

2015

CORAL SERIES

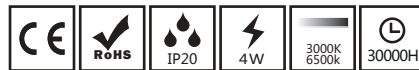
- > Chalaat has been supplying the Leisure Vehicle market for over 5 years with quality low voltage lighting.
- > These new, 100% LED ranges represent the results of great product design combined with meticulous electrical experience and manufacturing quality.
- > There is a product in the Chalaat range for every application – whether it is a spotlight, ceiling light or awning light.
- > Only the best quality materials are used to create these unique, high performance product ranges which are dedicated for use in the global Leisure Vehicle market.

C-SL-A4W



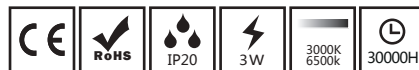
Model:C-SL-A4W
 Power:4W
 LED Module:SMD 5050
 Input:9-15V
 CCT:3000K/6500K
 CRI:≥80
 Lumen:320lm
 Dimension:80x80x67mm
 Color:Chrome/Satin
 Materials:Alu+Steel

C-GNSL-B4W



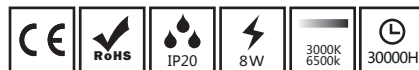
Model:C-GNSL-B4W
 Power:4W
 LED Module:SMD 5050
 Input:9-15V
 CCT:3000K/6500K
 CRI:≥80
 Lumen:320lm
 Dimension:80x80x165mm
 Color:Chrome/Satin
 Materials:Alu+Steel

C-DL-C3W



Model:C-DL-C3W
 Power:3W
 LED Module:SMD 2835
 Input:9-15V
 CCT:3000K/6500K
 CRI:≥80
 Lumen:250lm
 Dimension:65x65x15mm
 Color:Satin/Chrome
 Materials:Alu+Plastic

C-CL-D8W



Model:C-CL-D8W
 Power:8W
 LED Module:SMD 2835
 Input:9-15V
 CCT:3000K/6500K
 CRI:≥80
 Lumen:800lm
 Dimension:210x210x20mm
 Color:Chrome/Satin/White
 Materials:Alu+PMMA

AURORA SERIES



A-SL-A4W



Model:A-SL-A4W
 Power:4W
 LED Module:SMD 5050
 Input:9-15V
 CCT:3000K/6500K
 CRI:≥80
 Lumen:320lm
 Dimension:60x60x90mm
 Color:white
 Materials:Plastic

A-GNSL-B4W



Model:A-GNSL-B4W
 Power:4W
 LED Module:SMD 5050
 Input:9-15V
 CCT:3000K/6500K
 CRI:≥80
 Lumen:320lm
 Dimension:60x60x160mm
 Color:white
 Materials:Plastic

A-DL-C3W



Model:A-DL-C3W
 Power:3W
 LED Module:SMD 3030
 Input:9-15V
 CCT:3000K/6500K
 CRI:≥80
 Lumen:320lm
 Dimension:65x65x18mm
 Color:White
 Materials:Plastic

A-CL-D8W



Model:A-CL-D8W
 Power:8W
 LED Module:SMD 2835
 Input:9-15V
 CCT:3000K/6500K
 CRI:≥80
 Lumen:800lm
 Dimension:210x210x27mm
 Color:Satin/Chrome/White
 Materials:Alu+PMMA

ROCK SERIES



R-SL-A4W



Model:R-SL-A4W
Power:4W
LED Module:SMD 5050
Input:9-15V
CCT:3000K/6500K
CRI:≥80
Lumen:320lm
Dimension:80x80x65mm
Color:Brushed/Satin/Chrome
Materials:Alu+Steel

R-GNSL-B4W



Model:R-GNSL-B4W
Power:4W
LED Module:SMD 5050
Input:9-15V
CCT:3000K/6500K
CRI:≥80
Lumen:320lm
Dimension:80x80x145mm
Color:Brushed/Satin/Chrome
Materials:Alu+Steel

R-DL-C4W



Model:R-DL-C4W
Power:4W
LED Module:SMD 3030
Input:9-15V
CCT:3000K/6500K
CRI:≥80
Lumen:320lm
Dimension:65x65x15mm
Color:Black
Materials:Alu+Steel

LACS SERIES



L-SL-A12W



Model:L-SL-A12W
Power:12W
LED Module:SMD 2835
Input:9-15V
CCT:3000K/6500K
CRI:≥80
Lumen:1200lm
Dimension:500x50x15mm
Color:Brushed/White
Materials:Plastic

L-SL-B12W

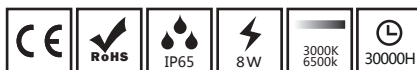


Model:L-SL-B12W
Power:12W
LED Module:SMD 2835
Input:9-15V
CCT:3000K/6500K
CRI:≥80
Lumen:1200lm
Dimension:500x50x25mm
Color:White/Chrome/Satin
Materials:Plastic

STORM SERIES




S-OL-A8W



Model:S-OL-A8W
Power:8W
LED Module:SMD 2835
Input:9-15V
CCT:3000K/6500K
CRI:≥80
Lumen:800lm
Dimension:246x60x65mm
Color:White
Materials:Plastic

S-OL-B12W

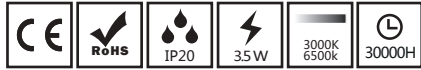


Model:S-OL-B12W
Power:12W
LED Module:SMD 2835
Input:9-15V
CCT:3000K/6500K
CRI:≥80
Lumen:1200lm
Dimension:600x35x85mm
Color:White
Materials:Plastic

FOREST SERIES



F-SL-A3.5W



Model:F-SL-A3.5W
Power:3.5W
LED Module:SMD 5050
Input:9-15V
CCT:3000K/6500K
CRI:≥80
Lumen:320lm
Dimension:60x60x85mm
Color:Satin/ Chrome
Materials:Alu+Steel

F-SL-B3.5W



Model:F-SL-B3.5W
Power:3.5W
LED Module:SMD 5050
Input:9-15V
CCT:3000K/6500K
CRI:≥80
Lumen:320lm
Dimension:60x60x155mm
Color:Satin/ Chrome
Materials:Alu+Steel

MOUNTAIN SERIES



M-DL-A3.5W



Model:M-DL-A3.5W
 Power:3.5W
 LED Module:SMD 5050
 Input:9-15V
 CCT:3000K/6500K
 CRI:≥80
 Lumen:320lm
 Dimension:78x78x22mm
 Color:Satin/ Chrome
 Materials:Alu+Plastic

M-DL-B4.2W



Model:M-DL-B4.2W
 Power:4.2W
 LED Module:SMD 5630
 Input:9-15V
 CCT:3000K/6500K
 CRI:≥80
 Lumen:280lm
 Dimension:85x85x17mm
 Color:Satin/ Chrome
 Materials:Zamak+Plastic

M-DL-C3/4.2W



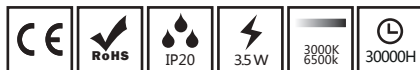
Model:M-DL-C3W
 Power:3W
 LED Module:SMD 5630
 Input:9-15V
 CCT:3000K/6500K
 CRI:≥80
 Lumen:220lm
 Dimension:60x60x14.5mm
 Color:Satin/ Chrome/White
 Materials:Zamak+PMMA

Model:M-DL-C4.2W
 Power:4.2W
 LED Module:SMD 5630
 Input:9-15V
 CCT:3000K/6500K
 CRI:≥80
 Lumen:280lm
 Dimension:75x75x14.5mm
 Color:Satin/ Chrome/White
 Materials:Zamak+PMMA

DESERT SERIES




D-DL-A3.5W



Model:D-DL-A3.5W
 Power:3.5W
 LED Module:SMD 5050
 Input:9-15V
 CCT:3000K/6500K
 CRI:≥80
 Lumen:320lm
 Dimension:78x78x22mm
 Color:Satin/ Chrome
 Materials:Alu+Plastic

D-DL-B4.2W



Model:D-DL-B4.2W
 Power:4.2W
 LED Module:SMD 5630
 Input:9-15V
 CCT:3000K/6500K
 CRI:≥80
 Lumen:280lm
 Dimension:85x85x18.5mm
 Color:Satin/ Chrome
 Materials:Zamak+Plastic

D-DL-C3/4.2W



Model:D-DL-C3W
 Power:3W
 LED Module:SMD 5630
 Input:9-15V
 CCT:3000K/6500K
 CRI:≥80
 Lumen:220lm
 Dimension:60x60x12mm
 Color:Satin/ Chrome
 Materials:Zamak+PMMA

Model:D-DL-C4.2W
 Power:4.2W
 LED Module:SMD 5630
 Input:9-15V
 CCT:3000K/6500K
 CRI:≥80
 Lumen:280lm
 Dimension:75x75x12mm
 Color:Satin/ Chrome
 Materials:Zamak+PMMA

OASIS SERIES



O-SL-A4W



Model: O-SL-A4W
Power: 4W
LED Module: SMD 5050
Input: 9-15V
CCT: 3000K/6500K
CRI: ≥80
Lumen: 320lm
Dimension: 60x60x58mm
Color: Satin/Chrome/White
Materials: Alu+Steel+Glass

O-GNSL-B4W



Model: O-GNSL-B4W
Power: 4W
LED Module: SMD 5050
Input: 9-15V
CCT: 3000K/6500K
CRI: ≥80
Lumen: 320lm
Dimension: 60x60x165mm
Color: Satin/Chrome/White
Materials: Alu+Steel+Glass

O-DL-C3W



Model: O-DL-C3W
Power: 3W
LED Module: SMD 2835
Input: 9-15V
CCT: 3000K/6500K
CRI: ≥80
Lumen: 250lm
Dimension: 80x80x15mm
Color: Satin/Chrome/White
Materials: PMMA+Glass